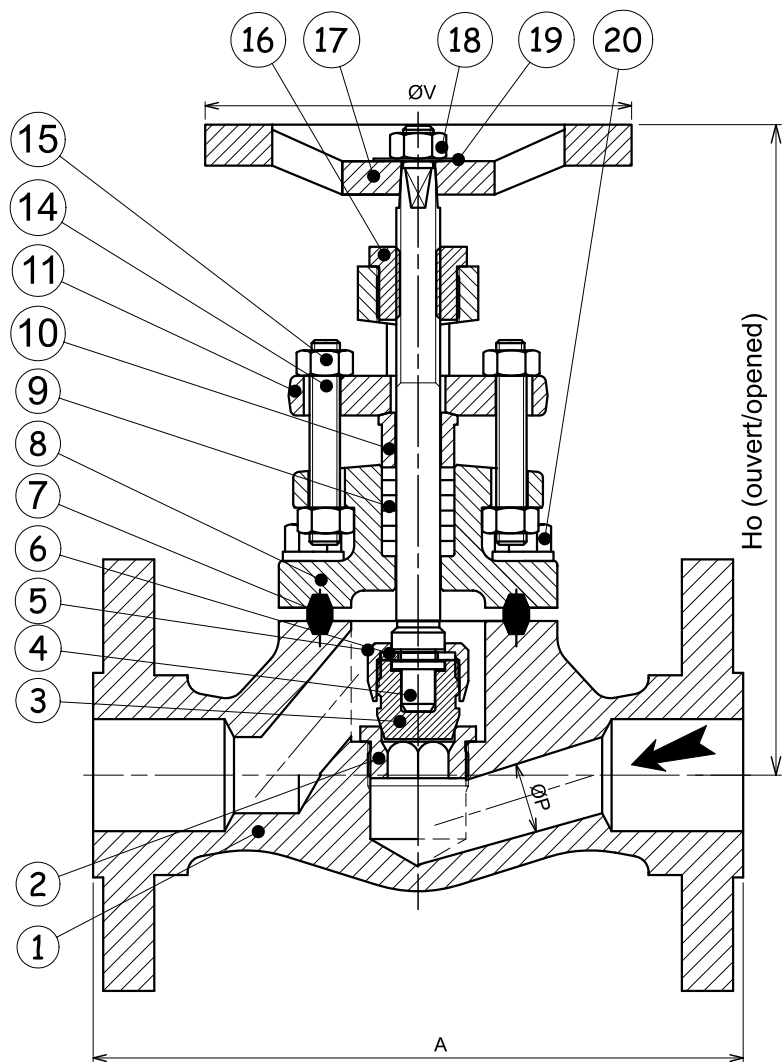
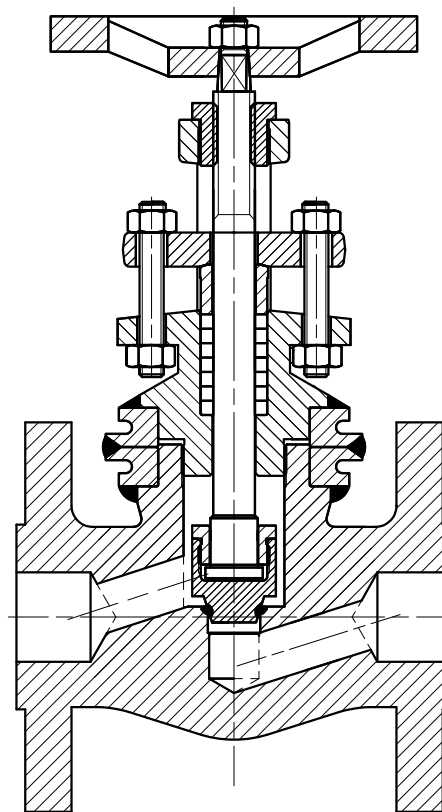


GLOBE VALVE

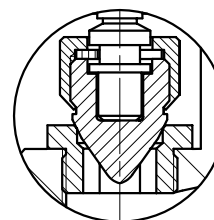
ROBINET FORGÉ À SOUPAPE À BRIDES FLANGED FORGED GLOBE VALVE



CHAPEAU BOULONNÉ / BOLTED BONNET
JOINT RTJ / RING JOINT GASKET



JOINT À LÈVRES SOUDÉES
SEALED LIPS JOINT TYPE



CLAPET POINTEAU (EN OPTION)
NEEDLE DISC (OPTION)

SERIE / CLASS

150 - 300 - 600 - 900 - 1500 - 2500

PN

10 - 16 - 25 - 40 - 65 - 100 - 160

CHAPEAU BOULONNÉ - CHAPEAU SOUDÉ
BOLTED BONNET - WELDED BONNET
SIÈGE VISSÉ - SIÈGE INTÉGRAL
RENEWABLE SEAT - INTEGRAL SEAT

COMPONENT PARTS

Rep.	DESIGNATION
1	CORPS/BODY
2	SIEGE/SEAT
3	CLAPET/DISC
4	TIGE/STEM
5	ECROU DE CLAPET/DISC NUT
6	VERROU DE CLAPET/LOCKNUT WASHER
7	JOINT DE CHAPEAU/BONNET GASKET
8	CHAPEAU/BONNET
9	GARNITURE D'ETANCHEITE/PACKING
10	FOULOIR/GLAND
11	BRIDE DE FOULOIR/GLAND FLANGE
14	TIRANT/GLAND FLANGE STUD
15	ECROU DE TIRANT/GLAND FLANGE NUT
16	DOUILLE/BUSHING
17	VOLANT/HANDWHEEL
18	ECROU DE VOLANT/HANDWHEEL NUT
19	PLAQUE D'IDENTIFICATION/NAME PLATE
20	VIS DE CHAPEAU/BONNET SCREW